



**RSSDI STATE CHAIR-ELECT
e-ELECTION NOMINATION 2023
FLOW CHART**

Preparation for nomination form.

Before you start filling the nomination form keep these details handy.

- You should know your RSSDI membership number / Registered Mobile / Email
- You should know your Proposer & Seconder Membership Number.
- To upload your CV, please keep the following saved on your system :
 1. Your professional passport size photograph (jpg/png format maximum of 512 KB)
 2. Your Qualifications
 3. Experience (Max 250 Words)
 4. Papers/Publications (Max 500 Words)
 5. Official Positions held in RSSDI, Community work done (Max 300 Words)
 6. Contribution to RSSDI (Max 250 Words). These should be already well typed in text document / notepad to copy paste easily.

Home Page : Click on File Your Nomination Application (Red Button) to fill for new nomination or click Existing Nomination Application Form (Blue Button) to edit or withdraw the existing nomination and check your nomination status. Click on E-election Timetable (Green Button) to check for the RSSDI State Chair-Elect E-election 2023 timetable

← → ↻ rssdi.in/rssdinomination-2023/

50
GOLDEN JUBILEE OF RSSDI

RSSDI State Chair-Elect Elections - 2023

New to Nomination panel? File Your Nomination Application. Click here

Click here to edit/withdraw the existing nomination application form.

Click here to view Election Timetable

Before start filling up the nomination form

You should know your RSSDI membership number / Registered Mobile / Email.
You should know your Proposer & Seconder Membership Number.
To upload your CV, please keep the following saved on your system :

- Your professional passport size photograph (jpg/png format maximum of 512 KB)
- Your Qualifications Experience (Max 250 Words)
- Papers/Publications (Max 500 Words)
- Official Positions held in RSSDI, Community work done (Max 300 Words)
- Contribution to RSSDI (Max 250 Words).

These should be already well typed in text document / notepad to copy paste easily.

On clicking “File Your Nomination Application”, you will be redirected to “RSSDI State Chapters” page. Please click on the State for which you are contesting and are a member.

The screenshot shows a web browser at the URL `rssdi.in/rssdinomination-2023/00.php`. The page features a dark sidebar on the left with a '50' anniversary logo and navigation buttons: 'Choose State', 'Introduction', 'Login', 'Choose Post', and 'Enter Proposer'. The main content area has a breadcrumb 'RSSDI Nomination > State' and a heading 'Welcome, Choose your state to continue.' Below this is a 2x6 grid of state selection cards. Each card contains a circular logo with a red map of the state and the text 'RESEARCH SOCIETY FOR THE STUDY OF DIABETES IN INDIA' and 'RSSDI [State Name] Chapter'. The states listed are: Andhra Pradesh, Assam, Bihar, Chandigarh, Chattisgarh, Delhi, Goa, Gujarat, Haryana, Himachal Pradesh, Jharkhand, and Karnataka. A footer at the bottom right reads '© 2021 Copyright All Rights Reserved by RSSDI | Powered by ITIndustries.com'.

← → ↻ 🔒 rssdi.in/rssdinomination-2023/00.php 🔍 📄 ☆ 🗄️ M ⋮

🏠 RSSDI Nomination > State

Welcome, Choose your state to continue.

 Andhra Pradesh	 Assam	 Bihar	 Chandigarh	 Chattisgarh	 Delhi
 Goa	 Gujarat	 Haryana	 Himachal Pradesh	 Jharkhand	 Karnataka

© 2021 Copyright All Rights Reserved by RSSDI | Powered by ITIndustries.com

On clicking “Your State”, you will be redirected to “Eligibility & Rules for the Election” page

The screenshot shows a web browser at the URL `rssdi.in/rssdinomination-2023/0.php?st=5`. The page title is "RSSDI Election Nomination - Introduction". The left sidebar contains navigation options: "Choose State", "Introduction", "Login", "Choose Post", and "Enter Proposer". The main content area features an orange box for "RSSDI Election Nomination" and a green box for "Election Rules".

RSSDI Election Nomination

Elections will be held for the following posts of the Executive Committee (EC) for 2022-24 and nominations are hereby invited for them:

1. Chairman Elect.

Election Rules:

To get elected for the post of Chairman-Elect, the candidate must have served on the EC for at least two terms (six years). (It means a person already served for a period of 6 years).

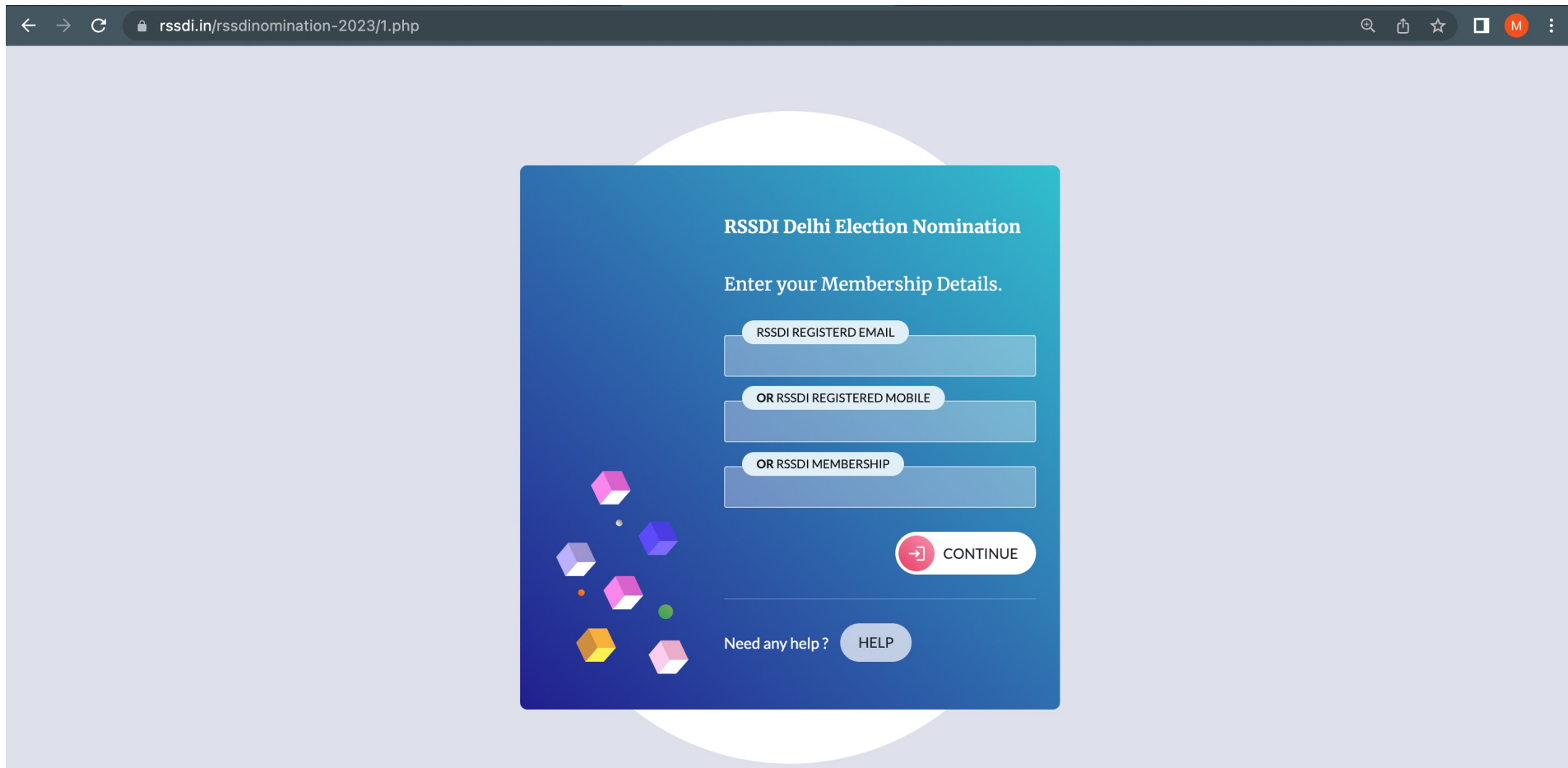
The nomination shall be proposed by one valid member of RSSDI and seconded by another valid member.

The proposer and seconder will receive an email to verify and confirm their consent to the candidate applying for the nominated post. After their acceptance, it will be reflected in the nomination panel for the final eligibility check.

Last Date for Submission of Nominations: 15th February 2023
Last Date for Application Withdrawal: 4th March 2023

© 2021 Copyright All Rights Reserved by RSSDI | Powered by ITIndustries.com

After clicking Continue, the next page will be the verification/authentication page. Enter one of the following - your registered email id/mobile number /RSSDI Membership Number. Click continue and an OTP will be sent to your registered email id /mobile number.



The screenshot shows a web browser window with the URL `rssdi.in/rssdinomination-2023/1.php`. The page features a central blue modal box with the following content:

- RSSDI Delhi Election Nomination**
- Enter your Membership Details.
- Input field: **RSSDI REGISTERD EMAIL**
- Input field: **OR RSSDI REGISTERED MOBILE**
- Input field: **OR RSSDI MEMBERSHIP**
- CONTINUE** button (with a right arrow icon)
- Need any help ?** **HELP** button

Decorative colorful geometric shapes are located in the bottom-left corner of the modal box.

You will receive your OTP in email as per the format shared below

Your OTP to login at RSSDI Nomination portal is : 6469

Please note otp is valid for 20 minuts and one time only.

**Thanking You,
RSSDI Election Committee**

Enter your OTP

RSSDI Delhi Election Nomination

Welcome [REDACTED]

Enter OTP which we have sent.

Via SMS on [REDACTED]


Via Email on [REDACTED]

OTP

[REDACTED]

CONTINUE

OTP not Received ? RE-SENT OTP



After successfully completing the OTP verification, fill your nomination form. Basic details like name, email, mobile will be entered automatically from the RSSDI database.

The screenshot shows the 'RSSDI Delhi Election Nomination - Post' web application. On the left is a dark sidebar with a '50' logo and five navigation buttons: 'New Nomination' (blue), 'Choose Post' (pink), 'Enter Proposer' (orange), 'File Nomination' (blue), and 'Logout' (green). The main content area has a breadcrumb 'RSSDI Nomination > Post' and a title 'RSSDI Delhi Election Nomination - Post'. A red-orange banner contains a 'Welcome' message with a redacted name and a 'Choose Post' section with a radio button for 'Chairman Elect.'. Below this is a teal section titled 'Your Past Position Details in RSSDI EC' with two input fields for membership years and a table for past positions.

RSSDI Nomination > Post

RSSDI Delhi Election Nomination - Post

Welcome [Redacted]

Choose Post

Chairman Elect.

Your Past Position Details in RSSDI EC

Total Number of Years of RSSDI Membership Approx (Mandatory - Type 1 to 40)

Total Number of Years in RSSDI EC (Type 0 for none)

0

Sl	Position	From Year	Upto Year
1.	Choose		
2.	Choose		
3.	Choose		
4.			

After filling the form - click continue and provide proposer and seconder membership number (Proposer and Seconder should be valid RSSDI members from the same State as the candidate.). On entering the membership number of the proposer/seconder, their details will be entered automatically.

The screenshot shows a web interface for the RSSDI Delhi Election Nomination process. On the left is a dark sidebar with a vertical menu containing five items: a 50th anniversary logo, 'New Nomination' (blue circle with a plus sign), 'Choose Post' (pink circle with a refresh icon), 'Enter Proposer' (orange circle with a list icon), 'File Nomination' (blue circle with a plus sign), and 'Logout' (green circle with a door icon). The main content area has a breadcrumb trail 'RSSDI Nomination > Proposer' and a title 'RSSDI Delhi Election Nomination - Proposer & Seconder'. Below the title are two input fields: an orange one labeled 'Your Proposer Membership Number' and a teal one labeled 'Your Seconder Membership Number'. A red 'Continue' button is positioned below the second field.

Home RSSDI Nomination > Proposer

RSSDI Delhi Election Nomination - Proposer & Seconder

Your Proposer Membership Number

Your Seconder Membership Number

Continue

On clicking Continue, a mail will be sent to the proposer and seconder for your nomination verification (Below is the mail format)

Dear Sir/Madam,

Greetings

We have received your name as Seconder by [REDACTED] who has filed his nomination for the post of **Chairman Elect.** in [REDACTED].

Kindly verify and confirm your consent to seconding his nomination by clicking link below:

[Click here to approve.](#)

In case you received this mail by mistake or you don't want to give your consent please ignore this mail and please do not click above link.

Thanking You,
RSSDI Election Committee

Verify your complete details along with proposer/seconders details

🏠 RSSDI Nomination > Nomination

Welcome [REDACTED] !

Your RSSDI Delhi Election Nomination, proposer and seconder details.

Your Details

Your Name

Dr. [REDACTED]

Your Contact Number

[REDACTED]

Your Email

[REDACTED]

Your Address

[REDACTED] 2

Your Proposer Details

Your Proposer Name

Dr. [REDACTED]

Your Proposer Contact Number

[REDACTED]

Your Proposer Email

[REDACTED]

Your Proposer Address

[REDACTED]

Your Secunder Details

Your Secunder Name

[REDACTED]

Your Secunder Contact Number

[REDACTED]

Your Secunder Email

[REDACTED]

Your Secunder Address

[REDACTED] 017

After clicking Continue, create your profile/CV

🏠 RSSDI Nomination > Nomination

RSSDI Delhi Election Nomination - Form

Upload your CV and Photo

Full Name








Address

Contact Number

Email

Qualification

Experience (Max 250 Words)

B I |  |  |  |  |  |  | 

On clicking- Continue, your nomination form filling process will be completed

🏠 RSSDI Nomination > Acknowledgment

RSSDI Delhi Election Nomination - Acknowledgment

Welcome Dr. [REDACTED]

Your RSSDI Delhi Election Nomination submitted.

Nomination for Post : Chairman Elect.

Your Application Number : **RRSDI-NOM-3**

State : **Delhi**

Application Date : **31/01/2023 12:20 am**

Application Status : **Pending**

Accepted by Proposer : **Pending**

Accepted by Seconder : **Pending**

Note : For future reference please take printshot of this page.

Nomination List

RSSDI Delhi Election Nomination - List

Submitted Election Nomination.

Nomination for Post : **Chairman Elect.**

Nomination Application Number : **RRSDI-NOM-3**

State : **Delhi**

Application Date : **2023-01-31**

Application Status : **Pending**

Accepted by Proposer : **Approved**

Accepted by Seconder : **Approved**

[Edit this Application](#)

[Withdraw this Application](#)

Withdraw Nomination – From 1st March to 4th March 2023

1 **RSSDI Delhi Election Nomination - List**

Submitted Election Nomination.

Nomination for Post : **Chairman Elect.**

Nomination Application Number : **RRSDI-NOM-3**

State : **Delhi**

Application Date : **2023-01-31**

Application Status : **Pending**

Accepted by Proposer : **Approved**

Accepted by Seconder : **Approved**

[Edit this Application](#) [Withdraw this Application](#)

© 2021 Copyright All Rights Reserved by RSSDI | Powered by ITIndustries.com

On withdrawal of nomination, you will receive an email notification (as per the format shared below)

We are in receipt of your withdrawal of your application for the post of **Chairman Elect.** and have noted the same. As of now we consider your application as withdrawn.

Thanking You,
RSSDI Election Committee

You will receive an email once proposer/secondar verify your nomination
(as per the format shared below)

Dr. [REDACTED] has confirmed proposing of your name for the post of **Chairman Elect..**
Kindly check your status by clicking the link <https://www.rssdi.in/rssdinomination-2023/>

Thanking You,
RSSDI Election Committee



Technical Assistance/ Trouble Shooting

- Please call on our Election Portal Helpline Numbers listed below for any technical assistance or problem.
- Helpline Number of RSSDI Nomination: +91 99108 86657
- Helpline Email of RSSDI Nomination : rssdi@ITindustries.com
- Helpline Numbers of NSDL (only for E - voting day) : will be provided on the E Voting Date